

C Inequalities Quiz 2

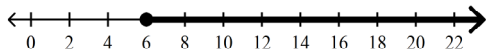
Multiple Choice

Identify the choice that best completes the statement or answers the question.

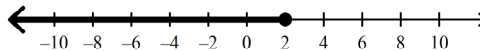
Solve the inequality. Graph the solutions.

1 $c + 2 \geq 4$

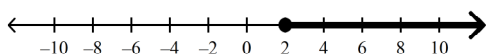
A $c \geq 6$



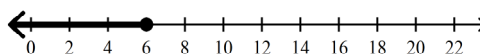
C $c \leq 2$



B $c \geq 2$



D $c \leq 6$



Solve the inequality.

2 $48 > -8g$

A $g < -6$

B $g > 40$

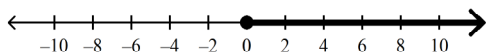
C $g > -56$

D $g > -6$

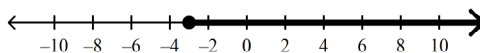
Solve and graph the inequality.

3 $-x - 3x \leq 0$

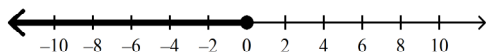
A $x \geq 0$



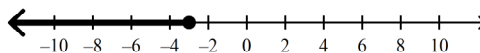
C $x \geq -3$



B $x \leq 0$

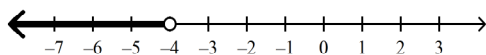


D $x \leq -3$

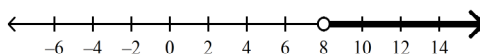


4 $-\frac{x}{4} - 6 \geq -8$

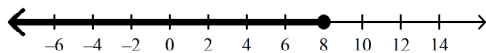
A $x < -4$



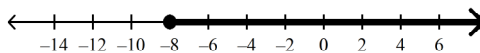
C $x > 8$



B $x \leq 8$

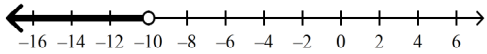


D $x \geq -8$

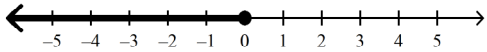


5 $\frac{4}{5}x + 5 < -3$

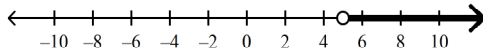
A $x < -10$



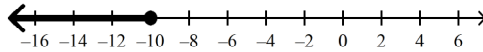
B $x \leq 0$



C $x > 5$



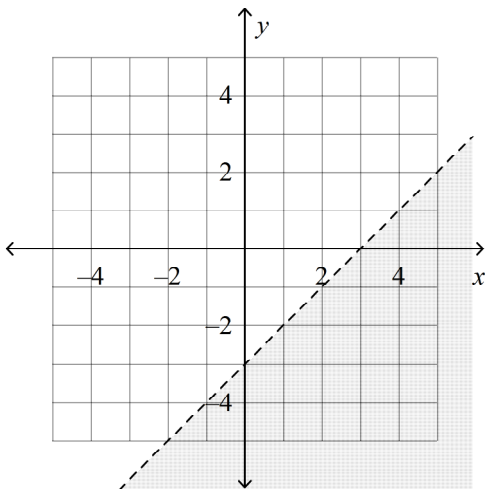
D $x \leq -10$



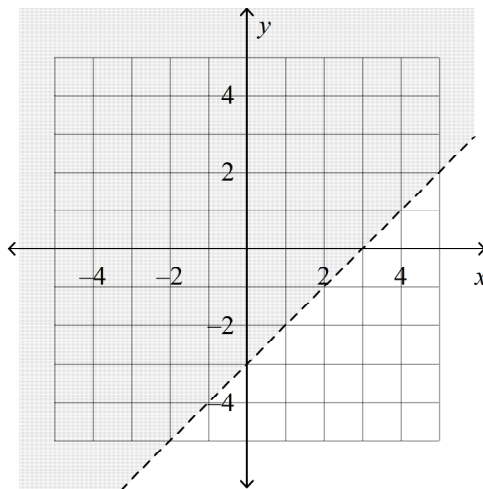
Graph the inequality on a coordinate plane.

6 $y \geq x - 3$

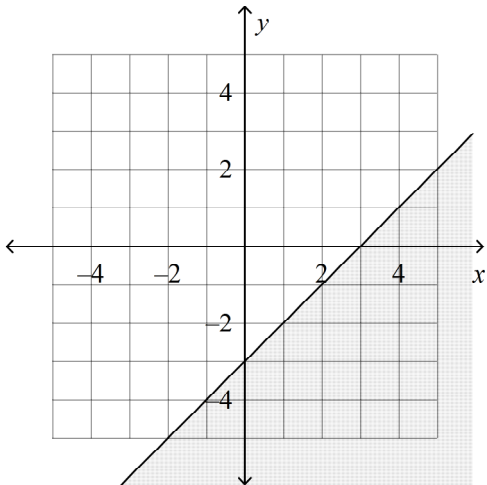
A



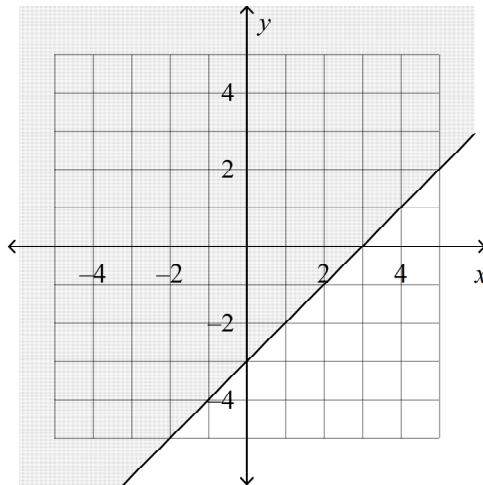
C



B

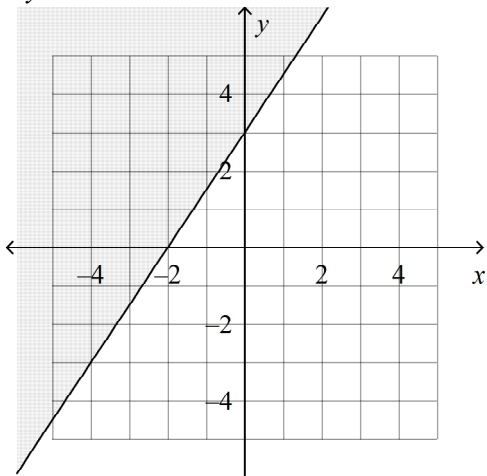


D

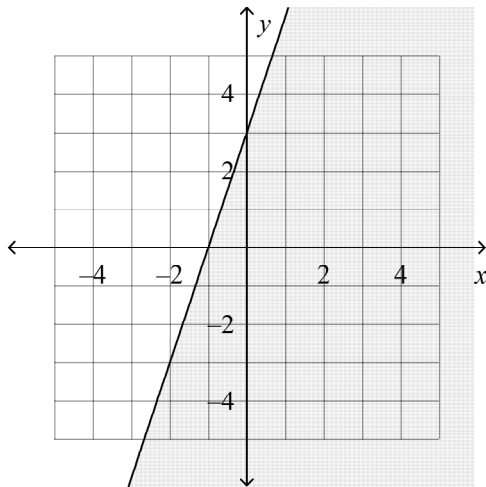


7 $3x - 2y \geq -6$

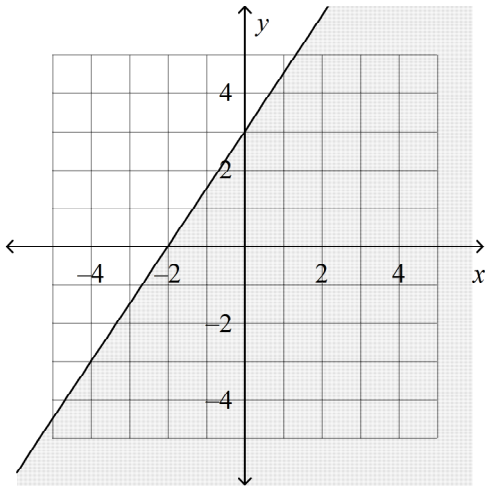
A



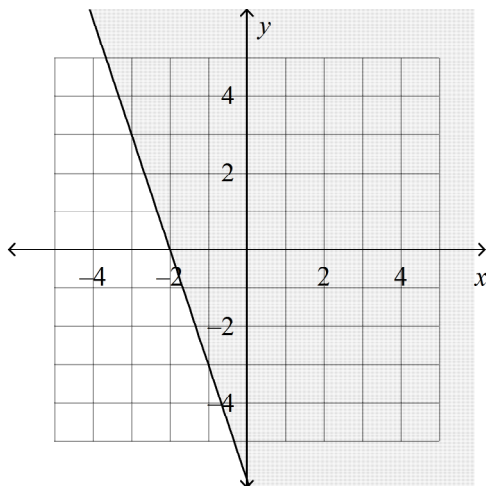
C



B

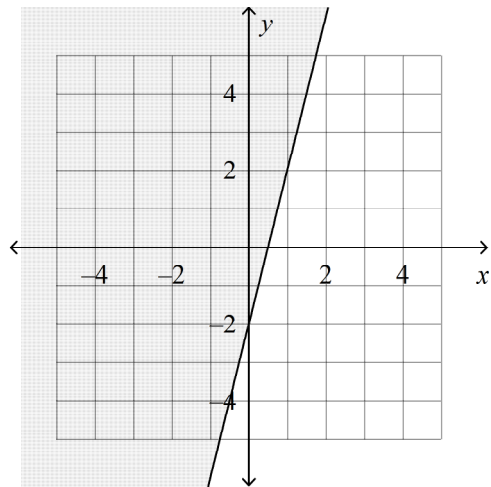


D



Write a linear inequality for the graph.

8



A $4x - y \geq -2$

B $4x + y \geq -2$

C $4x + y \leq 2$

D $4x - y \leq 2$

C Inequalities Quiz 2

Answer Section

MULTIPLE CHOICE

1	ANS: B	DIF: L2	STA: CA 7.AF.1.1
2	ANS: D	DIF: L2	STA: CA 7.AF.1.1 CA 7.MR.3.1
3	ANS: A	DIF: L2	STA: CA 7.AF.1.1 CA 7.AF.4.1 CA 7.MR.2.8
4	ANS: B	DIF: L2	STA: CA 7.AF.1.1 CA 7.AF.4.1 CA 7.MR.2.8
5	ANS: A	DIF: L3	STA: CA 7.AF.1.1 CA 7.AF.4.1 CA 7.MR.2.8
6	ANS: D	DIF: L2	STA: CA 7.AF.1.1 CA 7.AF.1.5 CA 7.MR.3.1
7	ANS: B	DIF: L3	STA: CA 7.AF.1.1 CA 7.AF.1.5 CA 7.MR.3.1
8	ANS: D	DIF: L3	STA: CA 7.AF.1.1 CA 7.AF.1.5 CA 7.MR.3.1